

Performance and design in one


The Haelix valves are designed to give the final touch to any residential ventilation system. It comes in a timeless design and is available in both a round and square version. Installation is tool-free by simply inserting the valve into any market-standard 125 mm ductwork adaptor. The border flange contributes to preventing dirt deposit on the plaster.

The Haelix is suitable for installation in walls and ceilings and can be combined with Ubbink's Air Excellent DN125 valve adaptors or any other valve adaptor. The Haelix fits to all interior lifestyles due to its universal design.

For the air supply, the integrated fan-shaped air distributor ensures a broad air distribution in the habitable rooms to make maximum use of the so-called Coanda effect. After commissioning of the Air Excellent system and when the restrictor rings are set, the Haelix is easily installed by inserting the EPDM seal-ring side into the valve adaptor, warranting a leakage free connection. The Haelix includes an additional 9-stage air restrictor to accommodate unforeseen system deviations due to installation changes and to create the highest compatibility with any ventilation system.

Features & benefits

- For both air supply and air extract applications
- Elegant and timeless design
- Round and square version
- Plain installation
- Fan-shaped distributor for enhanced air supply
- Dirt deposit prevention level



Rondo

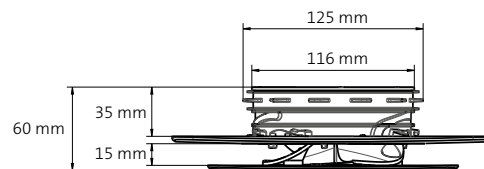
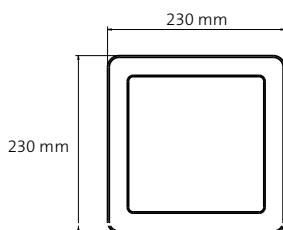
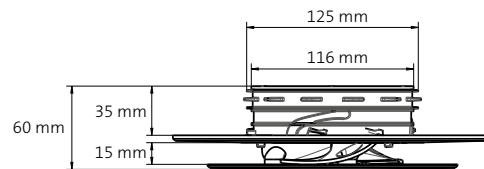
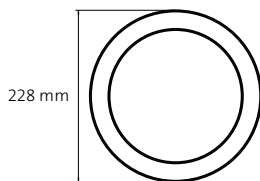
Quadro

Technical details	
Material	
Border flange	Premium plastic material
Cover plate	Premium plastic material
Interior parts	PP
Fixing ring	EPDM
Other	
Color exterior parts	White – RAL 9016
Connection	DN125
Outflow range	360°
Maximum air volume	75 m ³ /h



9-stage air restrictor

Dimensional drawings



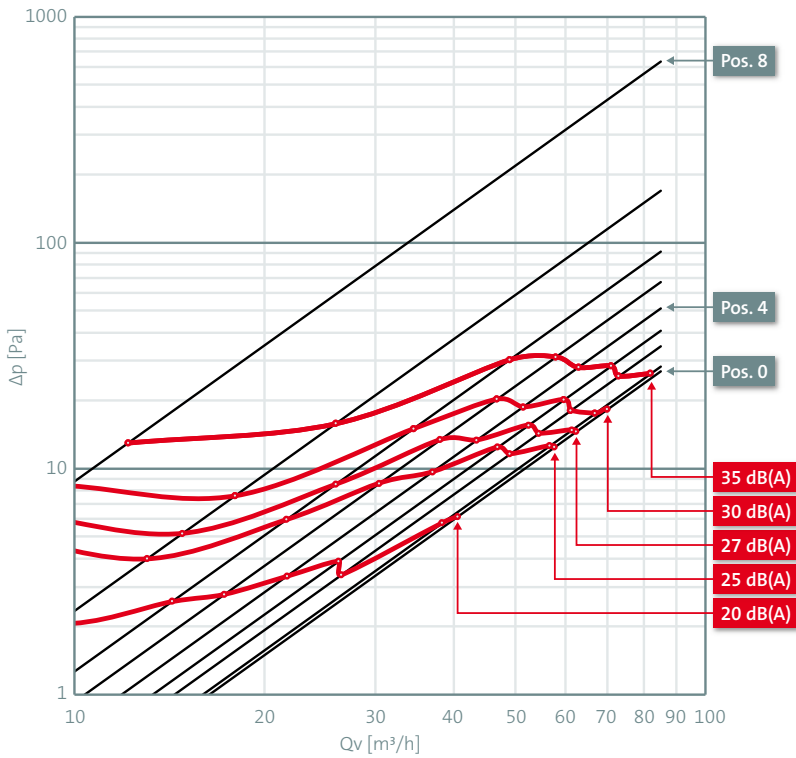
The 9 stages of the Haelix valve – air supply

Qv (Volume) [m ³ /h]	v (Velocity) [m/s]	Δp (Pressure Loss) [Pa]								
		Pos. 0	Pos. 1	Pos. 2	Pos. 3	Pos. 4	Pos. 5	Pos. 6	Pos. 7	Pos. 8
20,0	0,5	1,5	1,6	1,9	2,3	2,8	3,7	5,0	9,4	35,0
25,0	0,6	2,3	2,5	3,0	3,5	4,4	5,8	7,9	14,6	54,7
30,0	0,7	3,4	3,5	4,3	5,1	6,4	8,4	11,4	21,1	78,8
35,0	0,8	4,6	4,8	5,9	6,9	8,7	11,4	15,5	28,7	107,2
40,0	0,9	6,0	6,3	7,7	9,0	11,3	14,9	20,2	37,5	140,0
45,0	1,0	7,6	8,0	9,8	11,4	14,3	18,8	25,6	47,5	177,2
50,0	1,1	9,3	9,8	12,1	14,1	17,7	23,2	31,6	58,6	218,8
55,0	1,2	11,3	11,9	14,6	17,1	21,4	28,1	38,2	70,9	264,7
60,0	1,4	13,5	14,1	17,4	20,4	25,4	33,4	45,4	84,4	315,0
65,0	1,5	15,8	16,6	20,4	23,9	29,9	39,2	53,3	99,0	369,7
70,0	1,6	18,3	19,2	23,6	27,7	34,6	45,5	61,9	114,8	428,8
75,0	1,7	21,0	22,1	27,1	31,8	39,7	52,2	71,0	131,8	492,2
80,0	1,8	23,9	25,1	30,9	36,2	45,2	59,4	80,8	150,0	560,0

The 9 stages of the Haelix valve – air extract

Qv (Volume) [m ³ /h]	v (Velocity) [m/s]	Δp (Pressure Loss) [Pa]								
		Pos. 0	Pos. 1	Pos. 2	Pos. 3	Pos. 4	Pos. 5	Pos. 6	Pos. 7	Pos. 8
20,0	0,5	1,5	1,6	1,8	2,2	2,5	3,3	4,5	8,1	26,6
25,0	0,6	2,4	2,4	2,8	3,4	3,9	5,2	7,0	12,6	41,6
30,0	0,7	3,4	3,5	4,1	4,9	5,6	7,4	10,0	18,1	59,8
35,0	0,8	4,7	4,8	5,6	6,6	7,7	10,1	13,6	24,7	81,4
40,0	0,9	6,1	6,3	7,3	8,7	10,0	13,2	17,8	32,2	106,4
45,0	1,0	7,7	7,9	9,2	11,0	12,7	16,7	22,5	40,8	134,6
50,0	1,1	9,6	9,8	11,3	13,6	15,7	20,6	27,8	50,4	166,2
55,0	1,2	11,6	11,8	13,7	16,4	18,9	25,0	33,7	60,9	201,1
60,0	1,4	13,8	14,1	16,3	19,5	22,5	29,7	40,1	72,5	239,3
65,0	1,5	16,2	16,5	19,2	22,9	26,5	34,9	47,0	85,1	280,9
70,0	1,6	18,7	19,2	22,2	26,6	30,7	40,4	54,5	98,7	325,8
75,0	1,7	21,5	22,0	25,5	30,5	35,2	46,4	62,6	113,3	374,0
80,0	1,8	24,5	25,0	29,0	34,7	40,1	52,8	71,2	128,9	425,5

Sound level – air supply



Sound level – air extract

